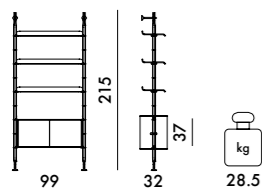
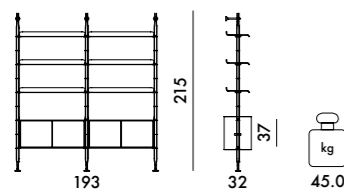


COMBINATIONS WITH CUPBOARD

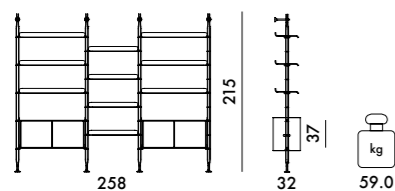
8904
3 shelves 90 cm. - 2 struts - 1 cupboard



8905
6 shelves 90 cm. - 3 struts - 2 cupboards

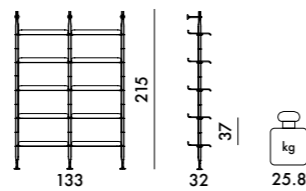


8906
6 shelves 90 - 4 shelves 60 - 4 struts - 2 cupboards

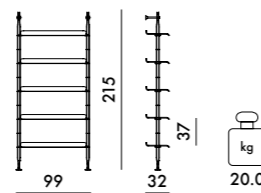


COMBINATIONS WITH SHELVES ONLY

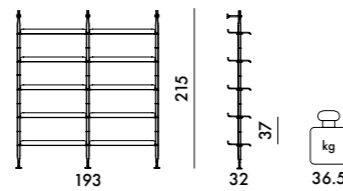
8917
10 shelves 60 cm. - 3 struts



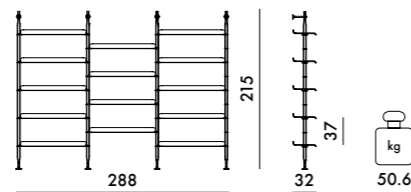
8914
5 shelves 90 cm. - 2 struts



8915
10 shelves 90 cm. - 3 struts



8916
14 shelves 90 cm. - 4 struts

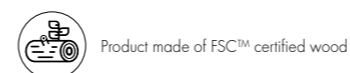
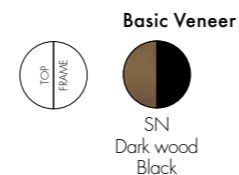


SHELVES
Curved wood

SUPPORTS
Mass-dyed thermoplastic technopolymer

STRUTS
Painted steel

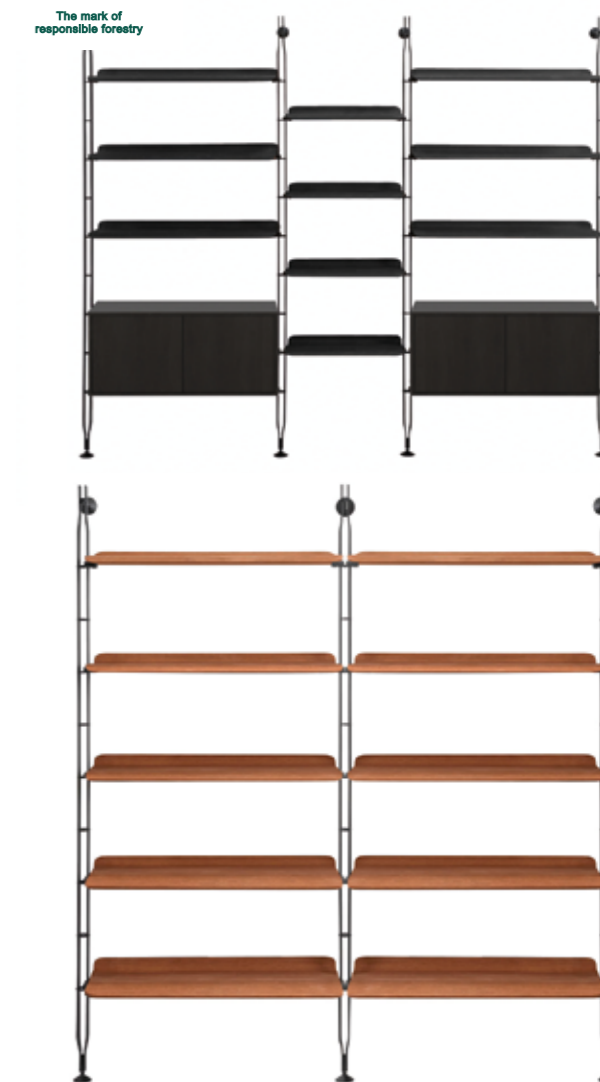
CUPBOARD
Wood with MDF inner support, clad on both sides with wood veneer and varnished



discover
Smart Wood Collection



Adam Wood
video tutorial



Model	Component	Weight (kg)	Volume (cm³)	Dimensions (cm)
8904	3 shelves	10.5	0.085	100X50X17
	2 struts	9.0	0.055	212X20X13
	1 cupboard	22.5	0.172	96X46X39
	1 cupboard	22.5	0.172	96X46X39
8905	3 shelves 90 cm.	10.5	0.085	100X50X17
	3 shelves 90 cm.	10.5	0.085	100X50X17
	1 strut	6.0	0.055	212X20X13
	2 struts	9.0	0.055	212X20X13
	1 cupboard	22.5	0.172	96X46X39
	1 cupboard	22.5	0.172	96X46X39
8906	2 shelves 60 cm.	6.3	0.059	70X50X17
	2 shelves 60 cm.	6.3	0.059	70X50X17
	3 shelves 90 cm.	10.5	0.085	100X50X17
	3 shelves 90 cm.	10.5	0.085	100X50X17
	2 struts	9.0	0.055	212X20X13
	2 struts	9.0	0.055	212X20X13
	1 cupboard	22.5	0.172	96X46X39
	1 cupboard	22.5	0.172	96X46X39

Model	Component	Weight (kg)	Volume (cm³)	Dimensions (cm)
8914	2 shelves	8.0	0.085	100X50X17
	3 shelves	10.5	0.085	100X50X17
	2 struts	9.0	0.055	212X20X13
8915	2 shelves	8.0	0.085	100X50X17
	2 shelves	8.0	0.085	100X50X17
	3 shelves	10.5	0.085	100X50X17
	3 shelves	10.5	0.085	100X50X17
	1 strut	6.0	0.055	212X20X13
	2 struts	9.0	0.055	212X20X13
8916	2 shelves	8.0	0.085	100X50X17
	3 shelves	10.5	0.085	100X50X17
	3 shelves	10.5	0.085	100X50X17
	3 shelves	10.5	0.085	100X50X17
	3 shelves	10.5	0.085	100X50X17
	2 struts	9.0	0.055	212X20X13
	2 struts	9.0	0.055	212X20X13
	2 struts	9.0	0.055	212X20X13

Model	Component	Weight (kg)	Volume (cm³)	Dimensions (cm)
8917	2 shelves 60 cm.	6.3	0.059	70X50X17
	2 shelves 60 cm.	6.3	0.059	70X50X17
	3 shelves 60 cm.	8.1	0.059	70X50X17
	3 shelves 60 cm.	8.1	0.059	70X50X17
	1 strut	6.0	0.055	212X20X13
	2 struts	9.0	0.055	212X20X13
	2 struts	9.0	0.055	212X20X13

Standard	Level achieved
EN 16121:2013+AC 2017	5.2 Compliant.
	5.3 Compliant.
	5.4 Compliant.
	5.5 Compliant.
EN 16122:2012+AC 2015	6.1.2 Compliant.
	6.1.3 Compliant.
	6.1.5 Compliant.
	10.2 Compliant.



8930
2 shelves 90 cm.

8931
3 shelves 90 cm.

8934
2 shelves 60 cm.

8935
3 shelves 60 cm.

SHELVES
Curved wood

SUPPORTS
Mass-dyed thermoplastic technopolymer

Basic Veneer **Slatted Ash**

8930	2 shelves 90 cm.	8.0	0.085	100X50X17
8931	3 shelves 90 cm.	10.5	0.085	100X50X17
8934	2 shelves 60 cm.	6.3	0.059	70X50X17
8935	3 shelves 60 cm.	8.1	0.059	70X50X17

8932
1 strut

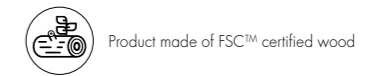
8933
2 struts

STRUTS
Painted steel

8937
1 cupboard

CUPBOARD
Wood with MDF inner support, clad on both sides with wood veneer and varnished

Basic Veneer **Slatted Ash**



discover
Smart Wood Collection



Adam Wood
video tutorial

8932	1 strut	6.0	0.055	212X20X13
8933	2 struts	9.0	0.055	212X20X13
8937	1 cupboard	22.9	0.172	96X46X39

	level achieved
EN 16121:2013+AC 2017	
5.2	Compliant
5.3	Compliant
5.4	Compliant
5.5	Compliant
EN 16122:2012+AC 2015	
6.1.2	Compliant
6.1.3	Compliant
6.1.5	Compliant
10.2	Compliant