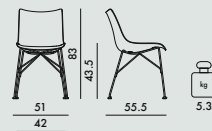
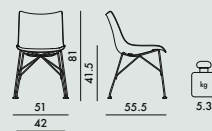




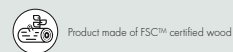
4911
h. seat 43.5 cm. - Basic Veneer
4912
h. seat 43.5 cm. - Slatted Ash



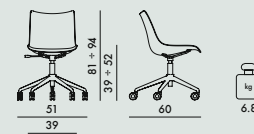
5911
h. seat 41.5 cm. - Basic Veneer
5912
h. seat 41.5 cm. - Slatted Ash



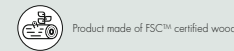
SEAT
Curved 3D wood
FRAME
Chrome-plated or painted steel



5926
Basic Veneer



SEAT
Curved 3D wood
FRAME
Chrome-plated or painted steel
SPOKES
Chrome-plated or painted die-cast aluminium



discover
Smart Wood Collection



	level achieved
EN 1022:2005	Compliant
EN 16139:2013+AC 2013	Compliant
EN 1728:2012+AC 2013	
6.4	L2
6.5	L2
6.6	L2
6.17	L2
6.18	L2
6.24	L2
6.25	L2

4911/4912	1	7.9	0.265	53X57X88
5911/5912	1	7.9	0.265	53X57X88

5926	1	8.8	0.340	63X63X85

	level achieved
EN 1022:2005	Compliant
EN 16139:2013+AC 2013	Compliant
EN 1728:2012+AC 2013	
6.4	L2
6.5	L2
6.6	L2
6.17	L2
6.24	L2
6.25	L2