

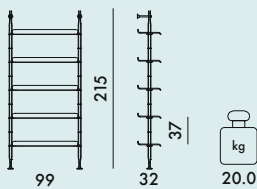
NEW!

ADAM WOOD 2020

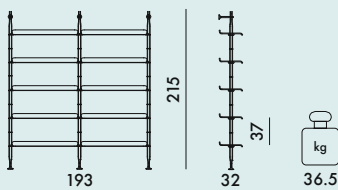
Design Philippe Starck



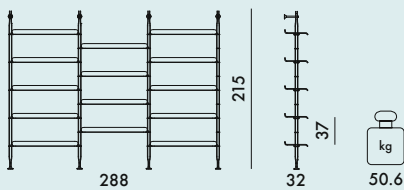
8914
5 shelves - 2 struts



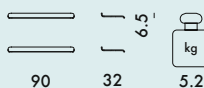
8915
10 shelves - 3 struts



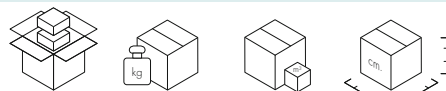
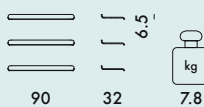
8916
14 shelves - 4 struts



8930
2 shelves



8931
3 shelves



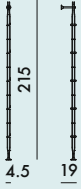
Model	Configuration	Weight (kg)	Weight (kg)	Dimensions (cm)
8914	2 shelves	8.0	0.85	100X50X17
	3 shelves	10.5	0.85	100X50X17
	2 struts	9.0	0.55	212X20X13
8915	2 shelves	8.0	0.85	100X50X17
	2 shelves	8.0	0.85	100X50X17
	3 shelves	10.5	0.85	100X50X17
	3 shelves	10.5	0.85	100X50X17
	1 strut	6.0	0.55	212X20X13
	2 struts	9.0	0.55	212X20X13
8916	2 shelves	8.0	0.85	100X50X17
	3 shelves	10.5	0.85	100X50X17
	3 shelves	10.5	0.85	100X50X17
	3 shelves	10.5	0.85	100X50X17
	3 shelves	10.5	0.85	100X50X17
	2 struts	9.0	0.55	212X20X13
2 struts	9.0	0.55	212X20X13	

Standard	Level achieved
EN 16121:2013+AC 2017	
5.2	Compliant
5.3	Compliant
5.4	Compliant
5.5	Compliant
EN 16122:2012+AC 2015	
6.1.2	Compliant
6.1.3	Compliant
6.1.5	Compliant
10.2	Compliant

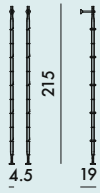


8932

1 strut

**8933**

2 struts

**SHELVES**

curved wood

SUPPORTS

mass-dyed thermoplastic technopolymer

STRUTS

painted steel

Basic Veneer

SN
Dark wood
Black

Slatted Ash

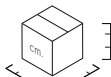
NN
Black ash
Black

Strut

O9
Black



discover
Smart Wood Collection



8930	2 shelves	8.0	0.85	100X50X17
8931	3 shelves	10.5	0.85	100X50X17
8932	1 strut	6.0	0.55	212X20X13
8933	2 struts	9.0	0.55	212X20X13





ADAM WOOD

