

FRAME Floor Mirror | Shelf With Board



FRAME Wall Mirror Small With Board | Shelf



# Frame

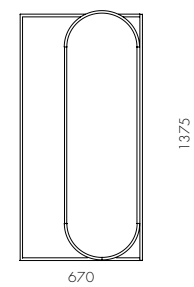
by Nendo

An L-shaped steel frame that can be hung on a wall. Suitable as a towel bar, holding a mirror at two points, and as a shelf if the gap is filled, its simple structure belies the consequent ability to perform multiple roles. Smaller, circular mirrors as well as elliptical mirrors are available, and they can be used in any combination with shelves or towel bars. There are also floor mirrors, to be used not only as full-length mirrors but also as garment racks.

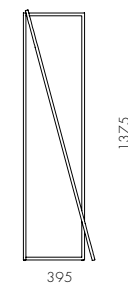
## Frame Floor Mirror



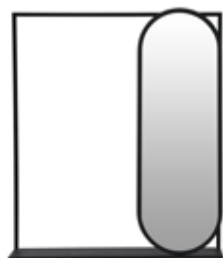
**CODE & MATERIALS**  
FR-M110  
Powder coated steel frame,  
Mirror



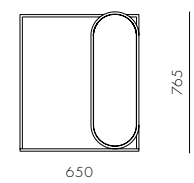
**DIMENSIONS**  
W670 x D395 x H1375mm



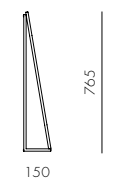
## Frame Wall Mirror Large



**CODE & MATERIALS**  
FR-M121-L  
Powder coated steel frame,  
Mirror, Veneer laminate board



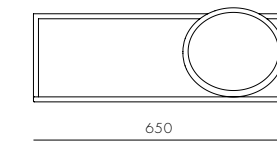
**DIMENSIONS**  
W650 x D150 x H765mm



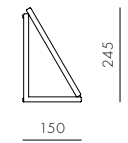
## Frame Wall Mirror Small



**CODE & MATERIALS**  
FR-M120-S  
Powder coated steel frame,  
Mirror



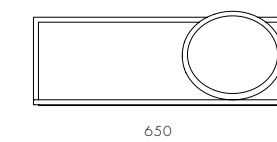
**DIMENSIONS**  
W650 x D150 x H245mm



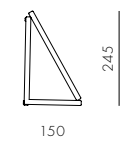
## Frame Wall Mirror Small With Board



**CODE & MATERIALS**  
FR-M121-S  
Powder coated steel frame,  
Mirror, Veneer laminate board



**DIMENSIONS**  
W650 x D150 x H245mm



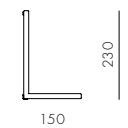
## Frame Shelf



**CODE & MATERIALS**  
FR-SF110  
Powder coated steel frame



**DIMENSIONS**  
W650 x D150 x H230mm



## Frame Shelf with Board



**CODE & MATERIALS**  
FR-SF111  
Powder coated steel frame,  
Veneer laminate board



**DIMENSIONS**  
W650 x D150 x H230mm

