



Ebb Series



# Ebb Series

---

The Ebb lights originally debuted as fully assembled lamps, crafted from plastic and wood components. In 2015, they were redesigned into kitsets to minimize the environmental impact of shipping. Today, the Ebb collection—featuring the Swell, Bounce, Roll, and Drop models—is made from sustainable birch plywood. The patterns of the Ebb lights draw inspiration from the natural flow and lines of water.



# Features

---

## Shipped Kitset

Seed System kitset lightshades are on average 1/30th of the volume of the assembled light. This aims to help minimize the effects of shipping and to reduce the design's environmental footprint.

## Warranty

This light is warranted for three years from date of purchase for failure of parts.

## Care Instructions

All lights are intended for use in dry interior conditions only and can be cleaned with a soft cloth dampened slightly in warm water when the light is switched off. Do not use detergents.

## EPD Certified

An EPD is a standardised and verified way of quantifying the environmental impacts of a product, based on a consistent set of rules that have been developed through a stakeholder consultation process.



## Compliance

CE

AS/NZS

**(Declarations of conformity available on request).**



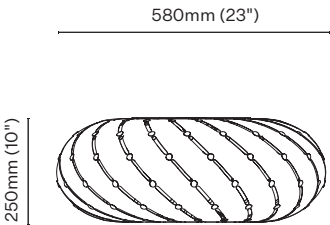






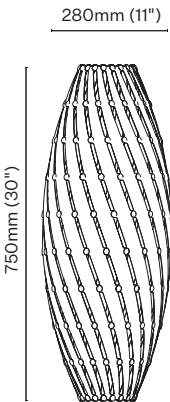
# Technical Data

## Swell



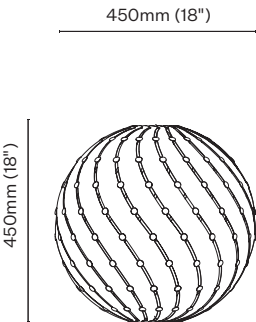
<u>Primary Material</u>	Birch plywood
<u>Dimensions</u>	580mm (23") x 250mm (10")
<u>Fixture Weight</u>	0.5kg (1lb)
<u>Lamp Required</u>	E27/26
<u>Package Dimensions</u>	812mm (32") x 242mm (9") x 45mm (2")
<u>Package Weight</u>	4.5kg (10lb)
<u>Cord Supplied</u>	2m

## Roll



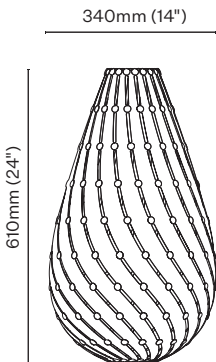
<u>Primary Material</u>	Birch plywood
<u>Dimensions</u>	750mm (30") x 280mm (11")
<u>Fixture Weight</u>	0.5kg (1lb)
<u>Lamp Required</u>	E27/26
<u>Package Dimensions</u>	812mm (32") x 242mm (9") x 45mm (2")
<u>Package Weight</u>	4.5kg (10lb)
<u>Cord Supplied</u>	2m

## Bounce



<u>Primary Material</u>	Birch plywood
<u>Dimensions</u>	450mm (18") x 450mm (18")
<u>Fixture Weight</u>	0.5kg (1lb)
<u>Lamp Required</u>	E27/26
<u>Package Dimensions</u>	812mm (32") x 242mm (9") x 45mm (2")
<u>Package Weight</u>	4.5kg (10lb)
<u>Cord Supplied</u>	2m

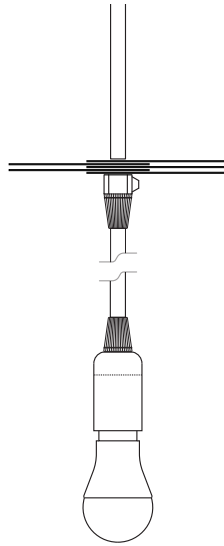
## Drop



<u>Primary Material</u>	Birch plywood
<u>Dimensions</u>	610mm (24") x 340mm (14")
<u>Fixture Weight</u>	0.5kg (1lb)
<u>Lamp Required</u>	E27/26
<u>Package Dimensions</u>	812mm (32") x 242mm (9") x 45mm (2")
<u>Package Weight</u>	4.5kg (10lb)
<u>Cord Supplied</u>	2m

# Electrics

---



**North America:** E26,  
Max 60 Watts 120v  
AC 60hz  
**Rest of World:** E27,  
Max 60 Watts  
230-240v AC 50hz



