

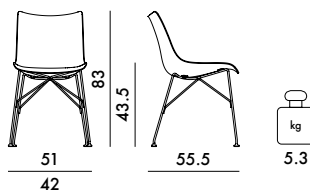


### 4911

h. seat 43.5 cm. - Basic Veneer

### 4912

h. seat 43.5 cm. - Slatted Ash

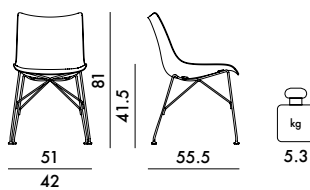


### 5911

h. seat 41.5 cm. - Basic Veneer

### 5912

h. seat 41.5 cm. - Slatted Ash



### SEAT

Curved 3D wood

### FRAME

Chrome-plated or painted steel

#### Basic Veneer

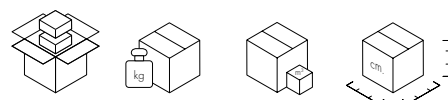


#### Slatted Ash



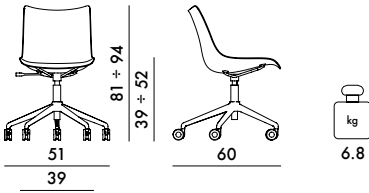
Product made of FSC™ certified wood

|                       | level achieved |
|-----------------------|----------------|
| EN 1022:2005          | Compliant      |
| EN 16139:2013+AC 2013 | Compliant      |
| EN 1728:2012+AC 2013  |                |
| 6.4                   | L2             |
| 6.5                   | L2             |
| 6.6                   | L2             |
| 6.17                  | L2             |
| 6.18                  | L2             |
| 6.24                  | L2             |
| 6.25                  | L2             |



|                  |   |     |       |          |
|------------------|---|-----|-------|----------|
| <b>4911/4912</b> | 1 | 7.9 | 0.265 | 53X57X88 |
| <b>5911/5912</b> | 1 | 7.9 | 0.265 | 53X57X88 |

**5926**  
Basic Veneer




**SEAT**  
Curved 3D wood

**FRAME**  
Chrome-plated or painted steel

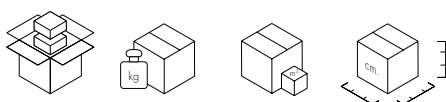
**SPOKES**  
Chrome-plated or painted die-cast aluminium

Basic Veneer



discover  
Smart Wood Collection

**5926**



1 8.8 0.340 63X63X85

|                       | level achieved |
|-----------------------|----------------|
| EN 1022:2005          | Compliant      |
| EN 16139:2013+AC 2013 | Compliant      |
| EN 1728:2012+AC 2013  |                |
| 6.4                   | L2             |
| 6.5                   | L2             |
| 6.6                   | L2             |
| 6.17                  | L2             |
| 6.24                  | L2             |
| 6.25                  | L2             |