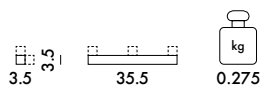


POLVARA 1975

Design Giulio Polvara

4760

2-ways joint



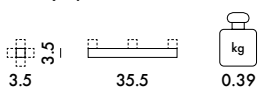
4761

3-ways joint



4762

4-ways joint



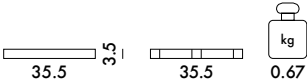
4763

Short shelf



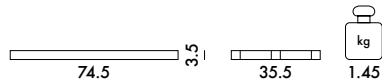
4764

Medium shelf



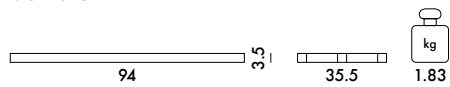
4765

Wide shelf

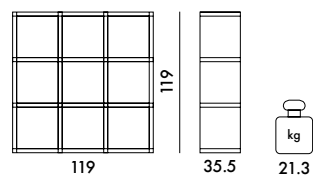


4766

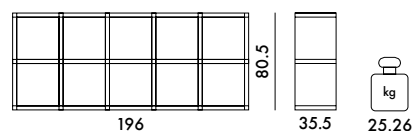
Maxi shelf



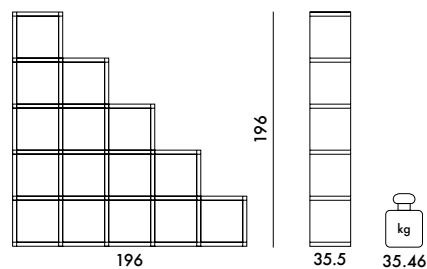
4768



4769

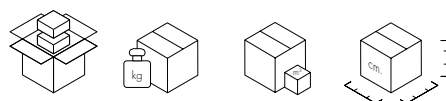
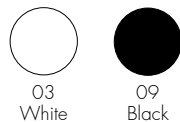


4767



MATERIAL

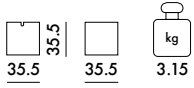
ABS



4760	4	1.4	0.011	20X15X37
4761	4	1.57	0.014	20X19X37
4762	1	0.56	0.010	17X16X37
4763	2	0.76	0.005	17X8X37
4764	4	3.1	0.021	37X15X37
4765	2	3.35	0.026	38X9X76
4766	1	2.25	0.016	37X4.5X95

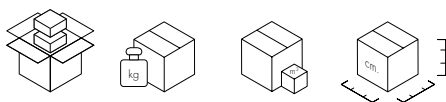
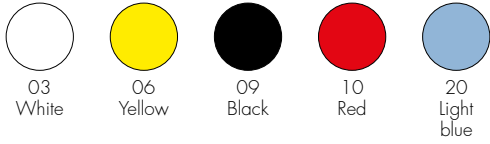
4770

Cube for modular shelving system



MATERIAL

Lacquered polyurethane



4767	1	42.54	0.324	
4768	1	25.38	0.193	
4769	1	30.05	0.225	
4770	1	3.47	0.064	40X40X40